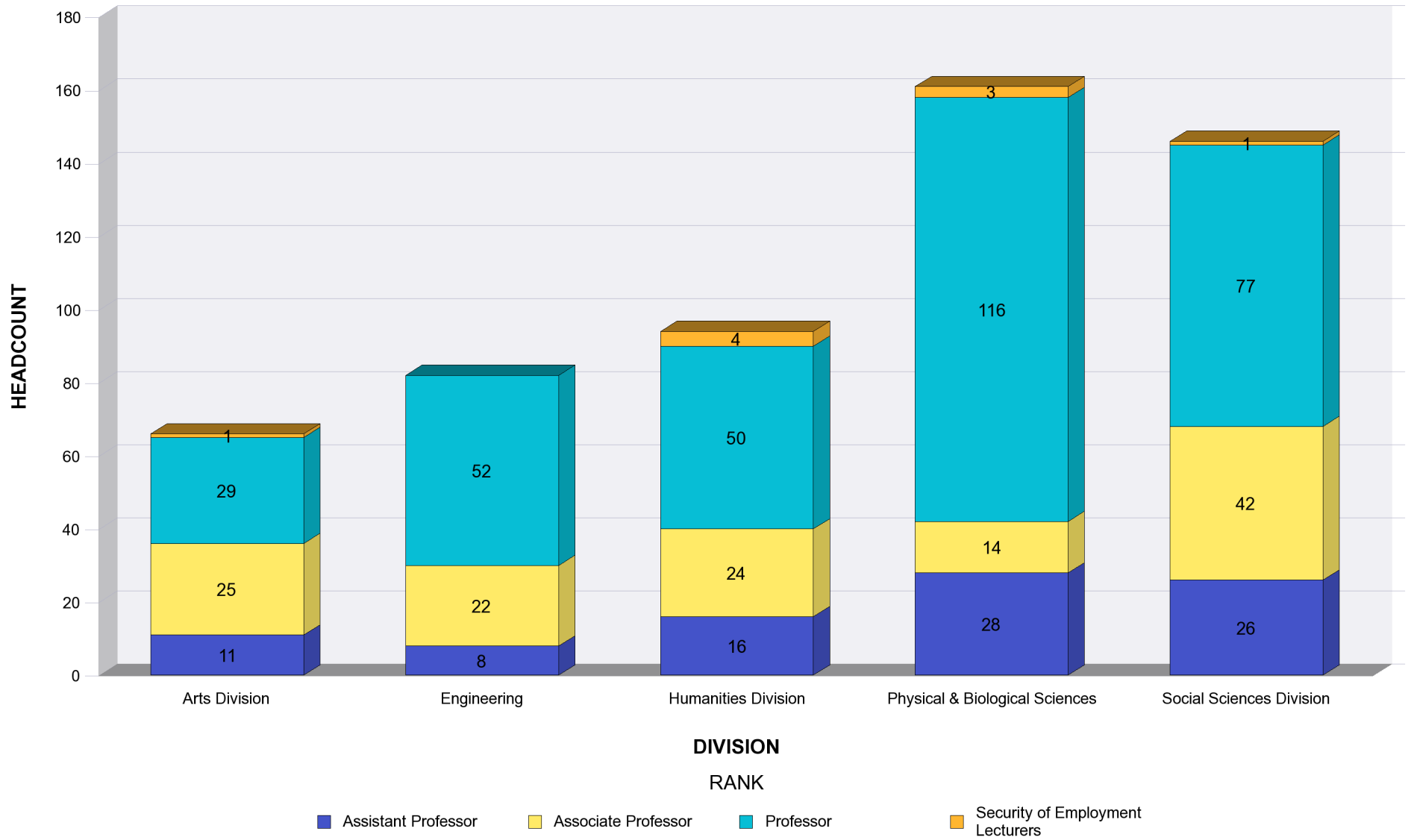
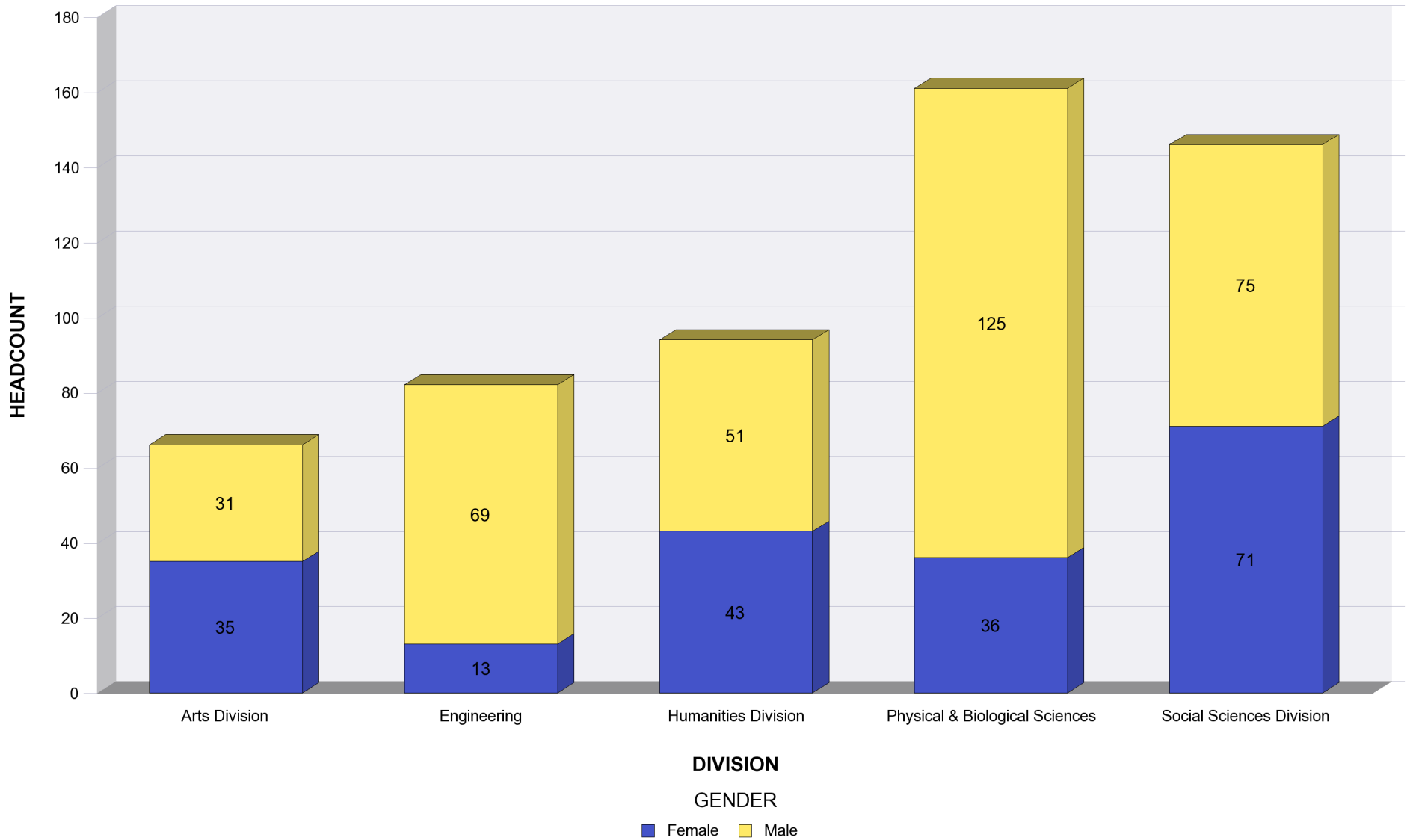


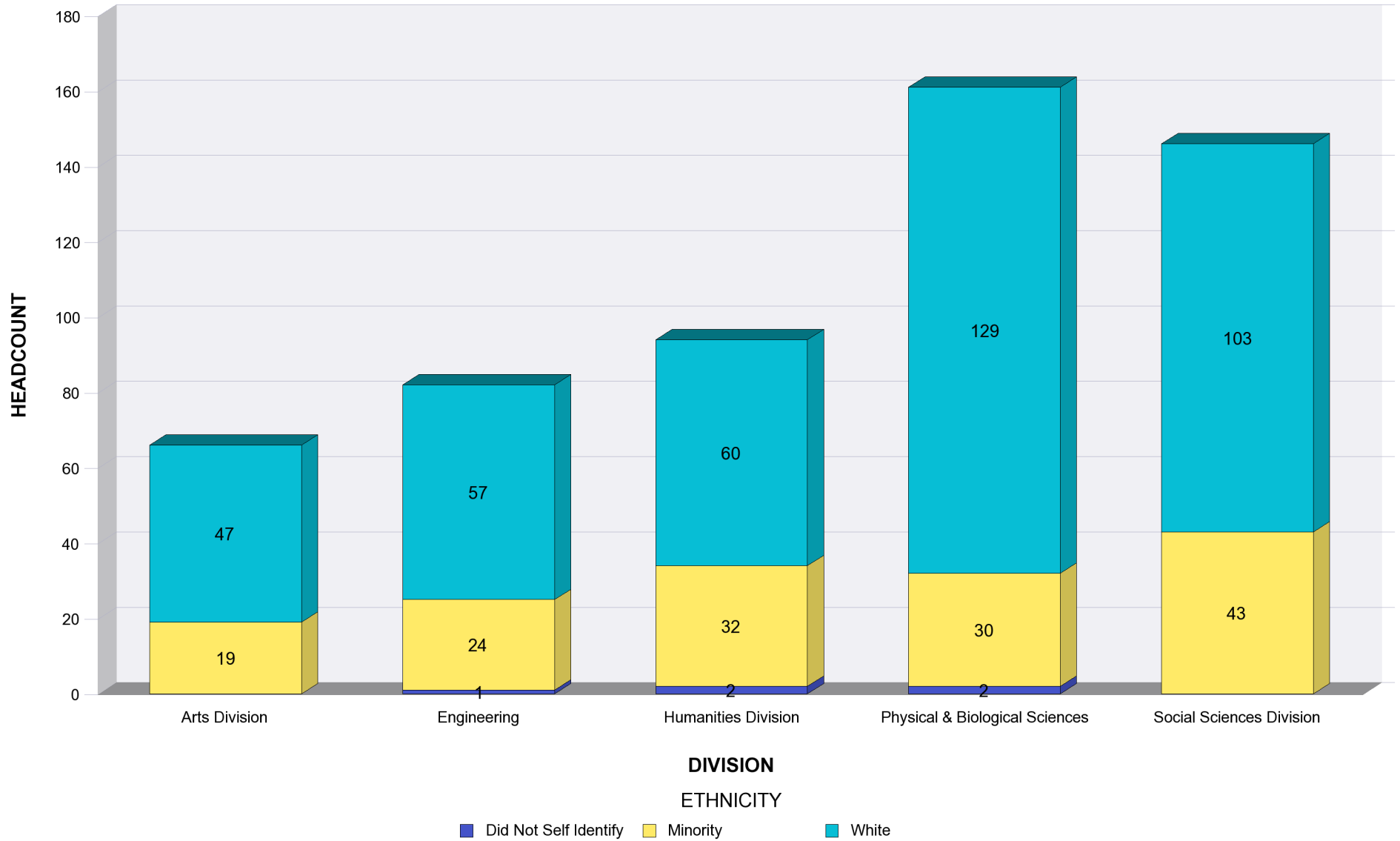
CURRENT SENATE FACULTY BY RANK WITHIN DIVISION July 2011



CURRENT SENATE FACULTY BY GENDER July 2011



CURRENT SENATE FACULTY BY ETHNICITY July 2011



COUNT OF NON-SENATE ACADEMIC EMPLOYEES BY PRIMARY TITLE TYPE AND UNIT AS OF July 2011

Primary appointment is the current active appointment with the highest percent time (e.g., Senate faculty with administrative appointments greater than 50 percent are not included)

		ARTS DIVISION	ENGINEERING	HUMANITIES DIVISION	LIBRARY	MULTICAMPUS RESEARCH UNITS	PHYSICAL & BIOLOGICAL SCIENCES	SOCIAL SCIENCES DIVISION	SUMMER SESSION	UC OBSERVATORIES	UNIVERSITY AFFILIATED RESEARCH CNTR	UNIVERSITY EXTENSION	Sum:
Academic Administrative Officers	DEPARTMENT CHAIRPERSON	2					1						3
	Sum:	2					1						3
Faculty - Lecturers	LECTURER	28	7	52			14	25					126
	Sum:	28	7	52			14	25					126
Librarians	LIBRARIAN				25								25
	Sum:				25								25
Other Faculty	ADJUNCT PROFESSOR		26				20						46
	INSTRUCTIONAL ASSISTANT							4	36				40
	VISITING PROFESSOR	1	1	4			2						8
	Sum:	1	27	4			22	4	36				94
Research	ASTRONOMER - TENURE					10				1			11
	POSTDOCTORAL SCHOLAR		36	1		2	84	10		21			154
	PROFESSIONAL RESEARCH - RECALL					2	7						9
	PROFESSIONAL RESEARCH - REGULAR		5			8	26	11		6	1		57

		ARTS DIVISION	ENGINEERING	HUMANITIES DIVISION	LIBRARY	MULTICAMPUS RESEARCH UNITS	PHYSICAL & BIOLOGICAL SCIENCES	SOCIAL SCIENCES DIVISION	SUMMER SESSION	UC OBSERVATORIE S	UNIVERSITY AFFILIATED RESEARCH CNTR	UNIVERSITY EXTENSION	Sum:
Research	PROFESSIONAL RESEARCH - VISITING		2	1			13			1			17
	PROJECT SERIES		8			1	30			1			40
	SPECIALIST		40	1		4	125	18		11			199
	OTHER RESEARCH	8	23	7		1	151	31		1			222
	Sum:	8	114	10		28	436	70		42	1		709
Student Assistants	ASSOCIATE - STUDENT			1					55				56
	RESEARCH ASSISTANT	3	177	8		2	237	47		30	4		508
	TEACHING ASSISTANT & EQUIVALENT	42	50	70			65	86	71				384
	OTHER STUDENT TITLES		52	106			72	12	17				259
	Sum:	45	279	185		2	374	145	143	30	4		1,207
University Extension	CONTINUING EDUCATOR - UNIVERSITY EXT											2	2
	UNIVERSITY EXTENSION OTHER											210	210
	Sum:											212	212
	TOTALS:	84	427	251	25	30	847	244	179	72	5	212	2,376